

IMPORTANT - PLEASE READ

Terms and Conditions of End-User License Agreement

The software upgrade program for Denon MC3000 model provided herewith (the "Software") is proprietary to D&M PROFESSIONAL, a division of D&M Holdings US Inc. ("D&M PRO") and has been made available to you only in accordance with and subject to the terms and conditions of this License Agreement. By installing or using the Software, you will be confirming your acceptance of the Software and your agreement to be bound by all of the following terms and conditions, including, without limitation, the disclaimers which are a part hereof: **IF YOU DO NOT AGREE TO THE FOLLOWING TERMS AND CONDITIONS DO NOT INSTALL OR USE THE SOFTWARE.**

1. **Title.**

The Software is the property of D&M PRO. No title or ownership therein or thereto is transferred to you hereunder. This License only provides you with certain prescribed rights to use the Software, subject always to the terms and conditions herein set forth. All rights in and to the Software are reserved by D&M PRO.

2. **Limited Rights of Use.**

This License only allows you to use the Software for your own internal purposes and solely in connection with a Denon MC3000 player that you personally own (the "Product"). The Software is licensed not sold. All rights not specifically granted to you hereunder are retained exclusively by D&M PRO.

3. **Non-Disclosure.**

You acknowledge that the Software is proprietary to and a trade secret of D&M PRO, and you agree not to make or distribute copies of the Software or to transfer the Software electronically or otherwise to any other person. The Software is protected by copyright laws and international copyright treaties, as well as other intellectual property laws and treaties. Without limiting the generality of the foregoing, you also agree:

- (a) Not to transfer the Software from one computer to another or over a network.
- (b) Not to decompile, reverse engineer, disassemble or modify the Software in any way or for any purpose.
- (c) Not to resell, rent or otherwise transfer the Software to any other person.
- (d) Not to create or distribute any derivative works based upon the Software or any part thereof.
- (e) Not to use the Software in any other machine other than the model intended.

4. **Limited Warranty.**

The Software has been provided to you free of charge and "AS IS" with all faults; provided, that, D&M PRO's Limited Warranty shall continue to apply with respect to the Product after installation of the Software, subject to all of the terms and conditions of such Limited Warranty, including its duration based on the original date of purchase of the Product. **D&M PRO makes no other warranty of any kind, express or implied, including, without limitation, any implied warranty of merchantability or fitness for particular purpose, non-infringement or otherwise with respect to the Software or the Product.** Without limiting the generality of the foregoing:

- (a) D&M PRO assumes no responsibility for and shall have no liability of any kind with respect to any problems encountered in conjunction with or arising out of the downloading of the Software, including, without limitation, problems resulting from any interruption that may have occurred while downloading the Software.
- (b) Neither D&M PRO nor any of its distributor's suppliers or other vendors shall be required to provide you with any technical support or services of any kind relating to the Software.

5. **No Consequential Damages.**

Except as may be prohibited by law, Neither D&M PRO nor any of its distributors shall be liable for any indirect, special, incidental or consequential damages or losses of any kind incurred or arising out of or in connection with your downloading or use of the Software.

6. **Hold Harmless and Limit of Liability.**

You agree to release and hold harmless D&M PRO and its distributors of and from any and all claims, demands, suits, proceedings, losses, damages, liabilities, costs and expenses (including attorneys' fees and disbursements) of any kind arising out of or relating to the Software or its use. EXCEPT AS MAY BE PROHIBITED BY LAW, IN NO EVENT WILL D&M PRO OR ITS SUPPLIERS BE LIABLE TO YOU FOR ANY AMOUNT ABOVE FIFTY DOLLARS (\$50.00).

7. **Governing Law.**

The terms and conditions of this License Agreement shall be governed by and construed in accordance with the law of the State of New York. Any claims, actions or proceedings relating to this License Agreement or the enforcement hereof shall be brought in the courts of the State of New York or Federal courts located in New York, NY, and you waive any objection to the jurisdiction of such courts.

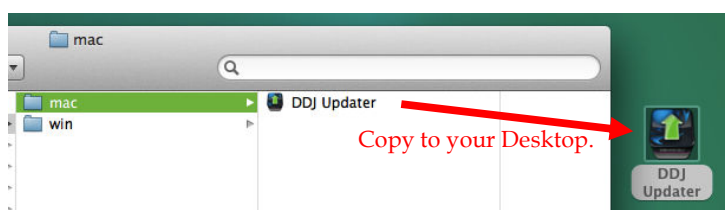
8. **Entire Agreement.**

The terms and conditions herein set forth constitute the entire agreement between you and D&M PRO with respect to the subject matter hereof, and all agreements, commitments, undertakings, understandings or statements of any kind previously made by D&M PRO or any of its distributors with respect to the subject matter hereof are merged herein and superseded by this License Agreement. No amendment or modification of the terms of this License Agreement shall be effective or binding on D&M PRO unless it is made in writing and executed or published by D&M PRO. References to "D&M PRO" herein include D&M Holdings US Inc. its subsidiaries and affiliates.



Installing the DDJ Updater

1. You should have already downloaded and unzipped the update file from **denondj.com** to your computer (EX: "Desktop").
2. If using a PC, please jump to step 4.
3. If using a MAC, please copy the DDJ Updater.app to your Desktop. And then please jump to 12.

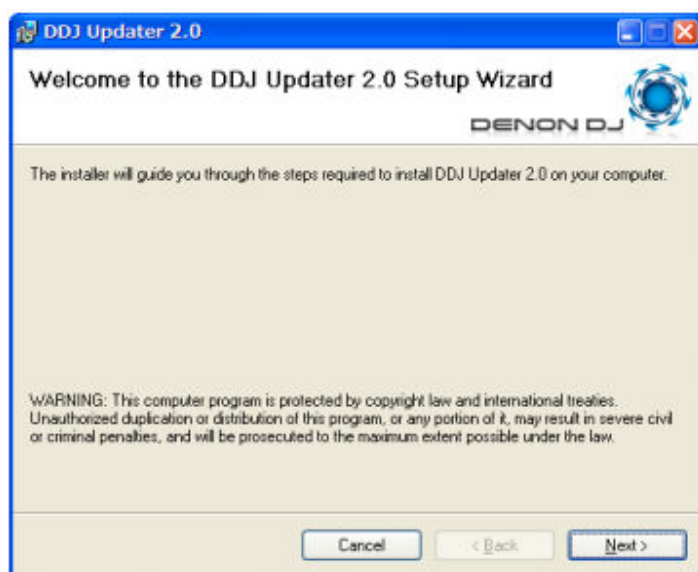


4. Double click the DDJUpdater-2.0.msi

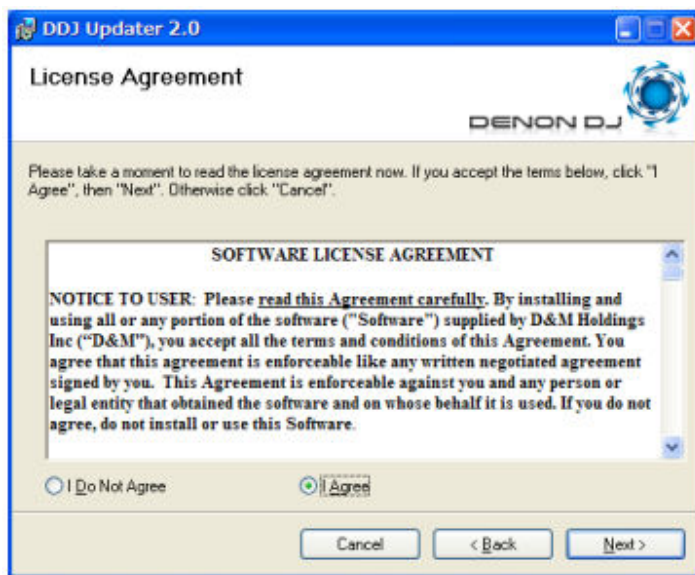


DDJUpdater-2.0.msi

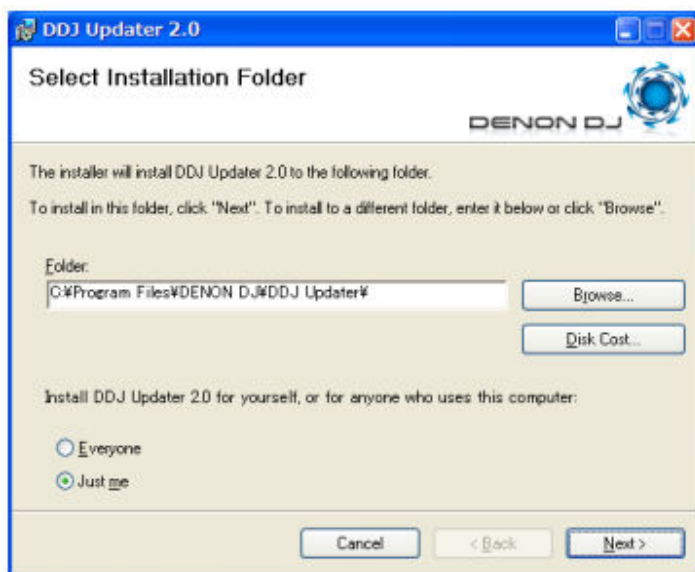
5. Click Next.



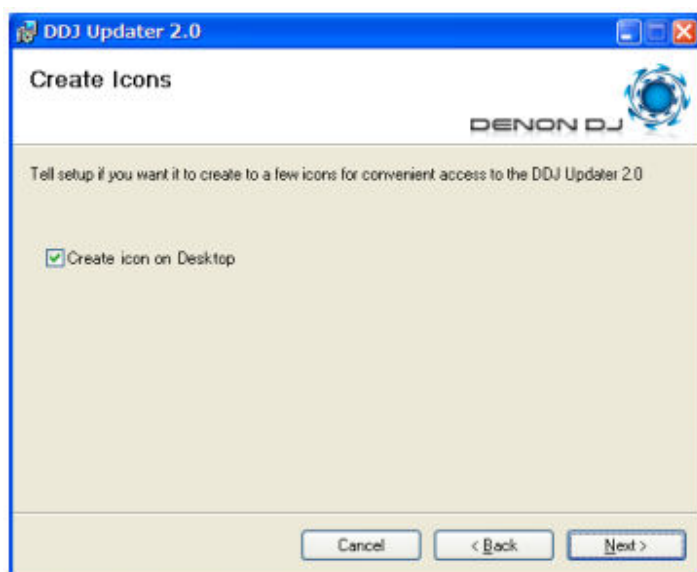
6. Check the "I Agree" to the terms of the license agreement, and Click Next.



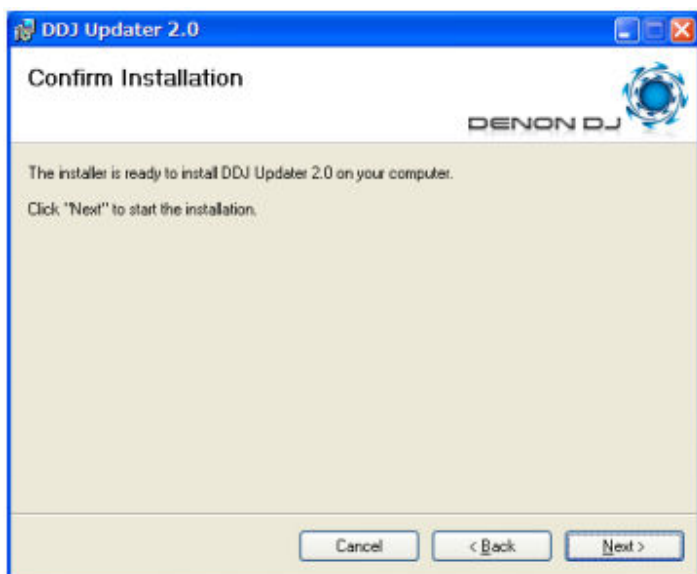
7. Select the Installation Folder, and Click Next.



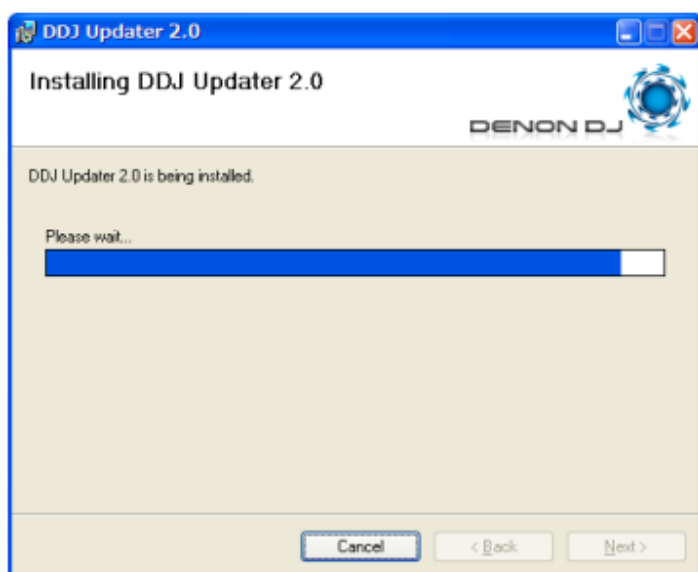
8. Click Next.



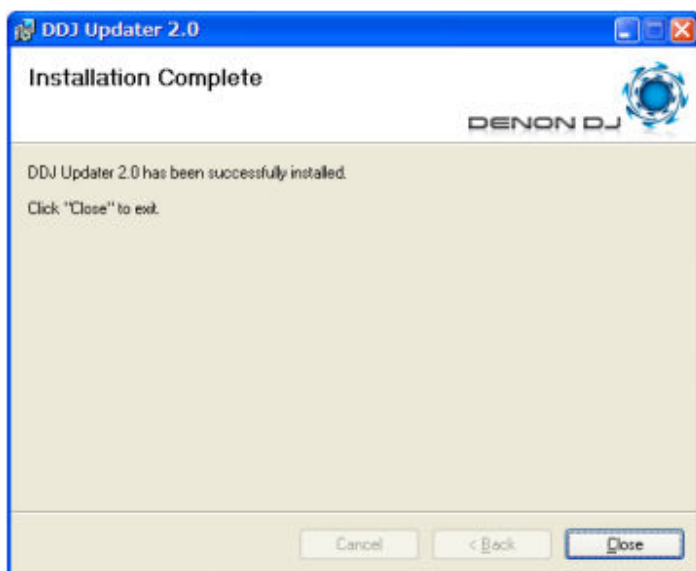
9. Click Next.



10. The Setup Status bar appears.



11. Click Close.

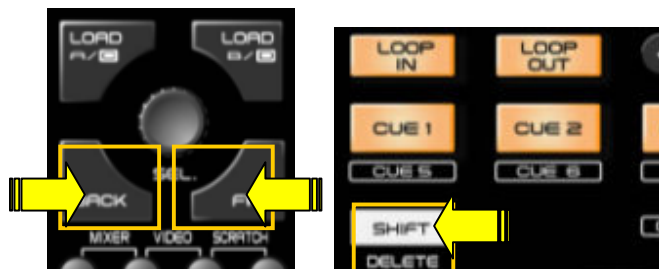


Uploading the MC3000 System Software

12. Connect MC3000 to PC with USB cable.

13. Pressing (BACK+FWD+SHIFT) at the same time, then turn on MC3000. (see fig.1)

Fig 1



14. MC3000 will enter the version up mode. CUE-1 will light.

15. If using a MAC, run the copied "DDJ Updater" program from desktop of MAC.
If using a PC, run the "DDJ Updater" program from desktop shortcut of PC.

Connected device will be shown in "Device Desc." window



16. Click the File menu. And click Open. Select the latest firmware file from the package downloaded via denondj.com.

Filename: **MC3000_v1.005.bin**



Note:

You can also drag and drop the MC3000_v1.005.bin file into the Updater area here.

17. Click Load.



18. The Setup Status bar appears.



19. Click OK.



20. Click Execute.



21. The Setup Status bar appears.



The MC3000 indicates state of updating.



CUE 1: Update Ready, CUE 2: Update Data(0%),
CUE 3: Update Data(50%), CUE 4: Update Data(100%)

22. Click OK.



23. When the 'version up' is finished the MC3000 will return to its normal operation mode automatically. If the update fails the message "Version up was not completed." will be displayed, in this instance select "Execute" again.



Error message & trouble shooting

Message	Solution
File is invalid.	Please select the update file for this unit.
Load failed. Check the connection, and retry	Please try again step (1).
Loaded data is invalid. Check the file	Please select the update file for this unit.
Version up was not completed	Please try again step (1).

(1) MC3000 is not connected to PC or MC3000 is not in the upgrade mode. Please try again step 12.



(2) If the file version is not loaded "File is not ready." Is displayed. Please try again step 16.



[Caution]

During the loading and upgrading the power OFF and set, PC or please do not remove the cable connection. Also, please press the button of a keyboard and computer sets.

Enjoy your new updates!

D&M Professional, All Rights Reserved, Copyright 2012
--

MC3000 PLUG IN'S SOFTWARE IMPROVEMENTS



New & Current Plug In's (ver 1005)

- Level Meter
Improved receiving MIDI commands of Level meter

D&M Professional, All Rights Reserved, Copyright 2012